



INDEX TO DIRECTORATE OF OVERSEAS SURVEYS



MAPS OF SIERRA LEONE

SHEETS AS PUBLISHED 1-9-66

D.O.S. 219 (D.C.S.19)
1:10,000 (Series G841)

UNCONTOURED 
CONTOURED 

D.O.S. 419 1:50,000
(Series G742)

UNCONTOURED 
CONTOURED 

D.O.S. 119 1:2,500 TOWN PLANS CONTOURED 

I.M.W. NUMBERING EXAMPLE



INDEX MAP 8590s

SIERRA LEONE (SERIES) 50

SIERRA LEONE 1:50,000 G7

1:50,000

FILE NUMERICALLY